

REFRIGERATOR MANUFACTURER
Turbo air
 more durable, efficient, beautiful

4184 E. Conant St.
 Long Beach, CA 90808
 Tel. 310-900-1000
 Fax. 310-900-1077
www.turboairinc.com

Project:	
Model #:	
Item #:	
Available W/H:	Qty:
Approval:	
AIA #:	SIS #:
CSI Section 11400	

Half Solid Door Heated Cabinet

Reach-In
PRO Series

Model : PRO-50-4H

≡ FEATURES & BENEFITS ≡

- **Digital temperature control & monitor system**
 - Keeps food products safe by maintaining constant temperatures
 - Alarm beeps when doors are not sealed
 - Early warning alarm program detects issues before malfunction occurs
 - Digital display allows for easy monitoring
 - Sensitive touch display
- **Ducted fan air distribution system**
 Maintains temperature within the food zone
- **On/Off switch**
 ON/OFF switch is located on control panel
- **All stainless steel cabinet construction**
 The PRO series model boasts a stainless steel interior and a **22 gauge** stainless steel exterior (galvanized steel top, bottom). It guarantees the utmost in cleanliness and long product life. The PRO series model adds a touch of style to the most refined setting.
- **Sturdy, clean stainless steel shelving**
 Shelves are the most important part of cleanliness as they come in direct contact with food. After a while, PVC coated wire shelves may peel, rust and lead to unsanitary conditions. Only the Turbo Air PRO series uniquely provides stainless steel shelving.
- **LED interior lighting**
- **High-density polyurethane insulation**
 The entire cabinet structure and solid doors are foamed-in-place using high density, CFC free polyurethane insulation.
- **Half length stainless steel solid doors with locks**
- **Self-closing doors with stay open feature at 120 degrees**
- **Heated cabinet holds 140°F ~ 180°F for the best in food preservation**
- **Lifetime guaranteed heavy duty hinges and handles**




Model	Swing Door	CU./FT.	#of Shelves	Wattage (W)	AMPS	Crated Weight (lbs.)	L x D* x H† (inches)
PRO-50-4H	4	47.7	6	3000	15	480	51³/₄ x 33⁷/₈ x 78

Half Solid Door Heated Cabinet

Reach-In
PRO Series

Model : PRO-50-4H

ELECTRICAL DATA	
Voltage	208/115/60/1
Plug Type	 NEMA L14-20P
Full Load Amperes	15
Wattage (W)	3000
Cord Length (ft.)	8
DIMENSIONAL DATA	
# of Doors	4
# of Racks Accepted	2
Net Capacity (cu. ft.)	47.7
Ext. Length Overall (in.)	513/4 (1314mm)
Ext. Depth Overall (in.)*	337/8 (860mm)
Ext. Height Overall (in.)†	78 (1982mm)
Int. Length Overall (in.)	421/4 (1073mm)
Int. Depth Overall (in.)	275/8 (702mm)
Int. Height Overall (in.)	583/4 (1493mm)
# of Shelves	6
Shelf Size (L x D) (in.)	223/4 x 263/8
Net Weight (lbs.)	422
Gross Weight (lbs.)	480

Design and specifications subject to change without notice.

Actual shipping weight may differ due to extra packing materials for product protection.

* Depth does not include 1-1/4" for door handles.

† Height does not include 5" for caster height.

■ WARRANTY : 3 Year Parts and Labor Warranty

■ STANDARD FEATURES

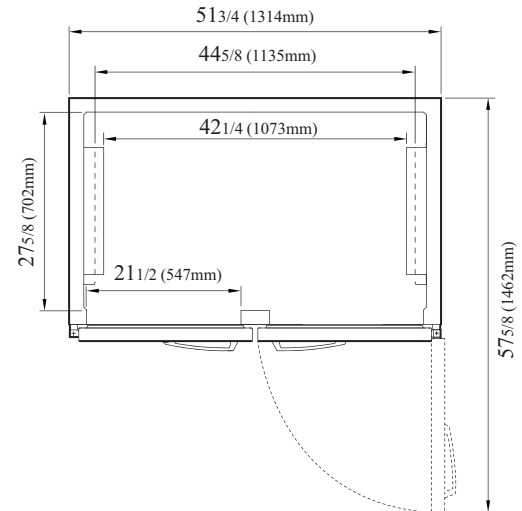
- Door locks
- 4" dia. swivel casters with locks on the front set
- Easy replaceable one piece magnetic door gaskets
- Solid and sturdy grille design

■ OPTIONAL ACCESSORIES

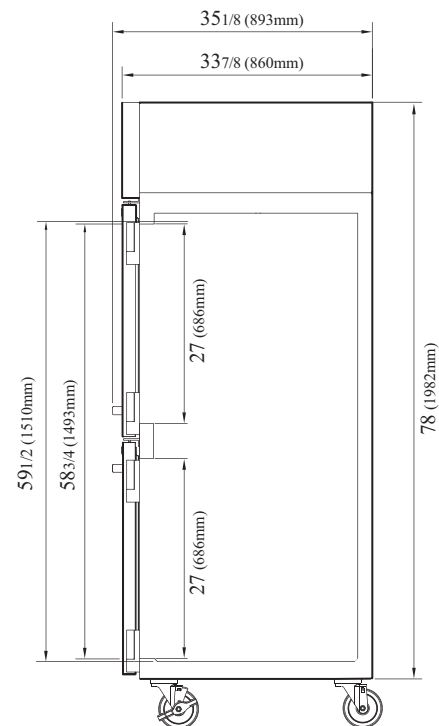
- 5" caster, 1/2" diameter & 13 TPI:
M726500100 (non-brake), M726500200 (w/ brake)
- 4.7" leveling seismic leg (1/2", 13 TPI): 30221M0500
- 6" stainless steel leg: 30221M0600
- Additional stainless steel shelf: (L, R) H50R901700
- Half door bun tray rack: TSP-2224
(each holds up to six 18"L x 26"D sheet pans)
- Tray slides kits: TS23-N1LR(#1), TS23-N1LR HALF, TS23-N4LR(#4),
TS23-N4LR HALF, TS23-UNLR-H(Universal), TS23-UNLR-H HALF
- (1) Pair of #1 Tray Slides: H26R104460
- (1) Pair of Universal Tray Slides: H26R104470

PLAN VIEW

(unit : inch)



TOP VIEW



SIDE VIEW

Ver.20230126



- Turbo Air : 800-627-0032
- GK : 800-500-3519
- Warranty : 800-381-7770
- AC : 888-900-1002



Continued product development may necessitate specification changes without notice.